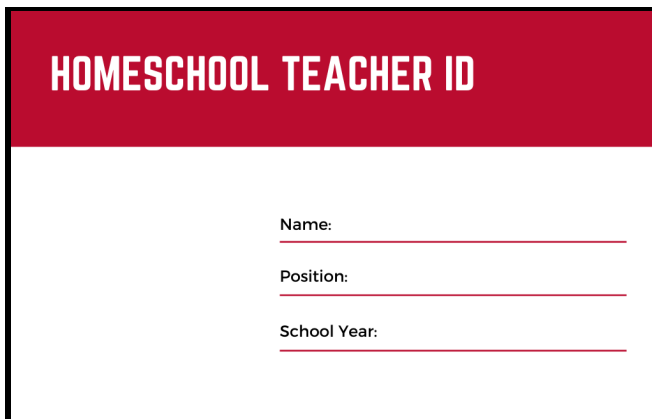


How to use: Print the images below. Fill in the appropriate areas and cut out the cards. Assemble the cards with front and back together. Add an photo (1 inch by 1 inch) to the front left. Laminate the cards.

Front:



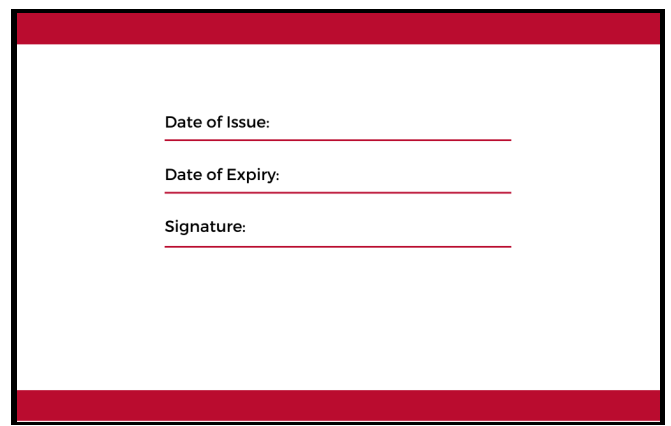
**HOMESCHOOL TEACHER ID**

Name: \_\_\_\_\_

Position: \_\_\_\_\_

School Year: \_\_\_\_\_

Back:

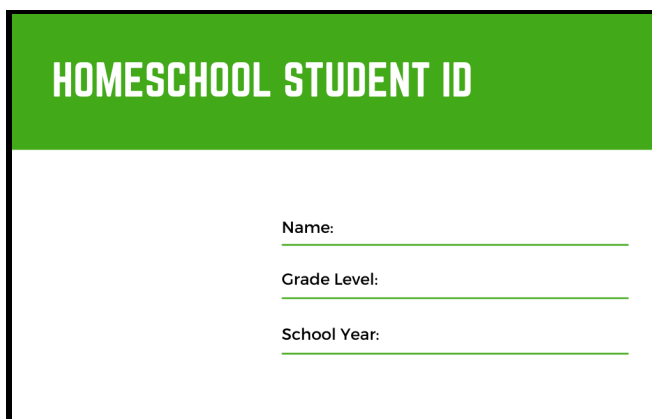


Date of Issue: \_\_\_\_\_

Date of Expiry: \_\_\_\_\_

Signature: \_\_\_\_\_

Front:




**HOMESCHOOL STUDENT ID**

Name: \_\_\_\_\_

Grade Level: \_\_\_\_\_

School Year: \_\_\_\_\_

Back:



Date of Issue: \_\_\_\_\_

Date of Expiry: \_\_\_\_\_

Signature: \_\_\_\_\_