



# HOW TO MAKE A HOMESCHOOL LOOP SCHEDULE




## MAKE A LIST OF YOUR CURRICULUM

List off the resources you are using on the loop. Variety is a perk of loop scheduling.



## DECIDE WHAT WILL BE ON THE REGULAR LOOP AND DAILY LOOP

List the essential items on the daily loop. Be careful not to overload the everyday section. Use this for things like reading, exercising, and such.



## START SLOW

Don't feel like you need to jump in full-throttle on the first day. Take your time and add things in slowly to your homeschool schedule.



## ADD ON

Did you find a new fun online game or an educational series? Add it to the loop! It is that easy!

## DOWNLOAD OUR HOMESCHOOL LOOP SCHEDULE TEMPLATE AT

[https://a2zhomeschooling.com/main\\_articles/daily-homeschool-schedule/](https://a2zhomeschooling.com/main_articles/daily-homeschool-schedule/)

